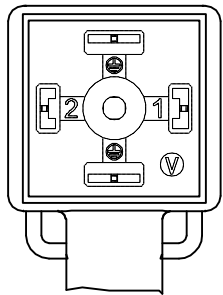
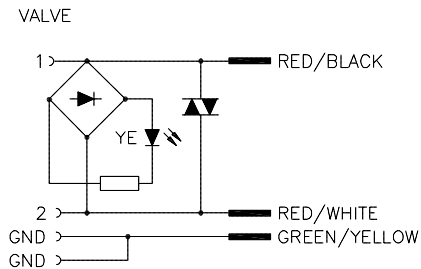


VALVE END VIEW



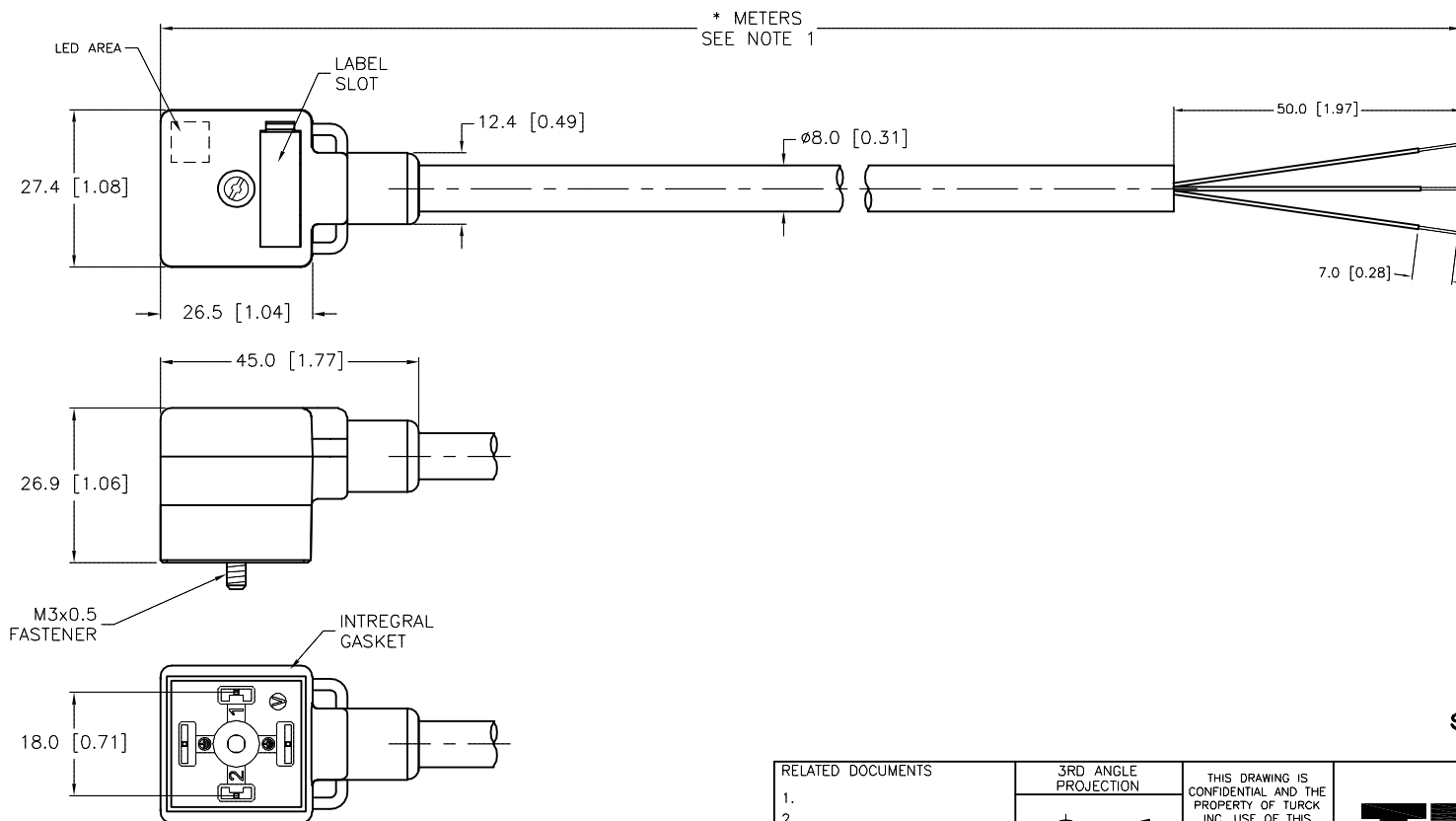
1 = RED/BLACK
2 = RED/WHITE
GND = GREEN/YELLOW

WIRING DIAGRAM



SPECIFICATIONS

CONTACT CARRIER MATERIAL	NYLON
MOLDED HEAD MATERIAL/COLOR	TPU/TRANSLUCENT YELLOW
CONTACT MATERIAL/PLATING	BRASS/SILVER
RATED CURRENT [A]	4.0 A
RATED VOLTAGE [V]	110-220 VAC/VDC
OUTER CABLE JACKET MATERIAL/COLOR	CPE/YELLOW
CONDUCTOR INSULATION MATERIAL	EPDM
NUMBER OF CONDUCTORS [AWG]	3x18 AWG
TEMPERATURE RANGE	-50°C to +105°C (-58°F to 221°F)
PROTECTION CLASS	MEETS NEMA 1,3,4,6P AND IEC IP67



CABLE LENGTH	TOLERANCE*
ALL LENGTHS	+ 4% (OR 50mm) OF LENGTH - 0% (OR 0mm) OF LENGTH WHICHEVER IS GREATER
STRIP LENGTH	TOLERANCE*
0-7mm	±0.5mm
8-29mm	±1.0mm
30-49mm	±2.0mm
50-69mm	±3.0mm
70-100mm	±4.0mm
OVER 100mm	±5.0mm

*UNLESS OTHERWISE SPECIFIED

NOTES:

1. "*" DESIGNATES CABLE LENGTH IN METERS. CONTACT TURCK TO ORDER SPECIFIC LENGTHS.

SOURCE DRAWING - FOR REFERENCE ONLY

RELATED DOCUMENTS 1. 2. 3. 4.	3RD ANGLE PROJECTION 	THIS DRAWING IS CONFIDENTIAL AND THE PROPERTY OF TURCK INC. USE OF THIS DOCUMENT WITHOUT WRITTEN PERMISSION IS PROHIBITED.		3000 CAMPUS DRIVE MINNEAPOLIS, MN 55441 1-800-544-7769 (763) 553-7300 (763) 553-0708 fax www.turck.us	
	MATERIAL SEE SPECIFICATIONS	DRFT RDS APVD	DATE 01/26/09 SCALE 1=1.3	DESCRIPTION VAY 22-E658-*M	
FINISH SEE SPECIFICATIONS	UNIT OF MEASUREMENT MILLIMETER [INCH]	CONTACT TURCK FOR MORE INFORMATION		IDENTIFICATION NO.	REV E
E UPDATED GRN CONDUCTOR TO GRN/YEL PER ECO	TV 10/17/17	61780	DO NOT SCALE THIS DRAWING		
REV DESCRIPTION	BY	DATE	ECO NO.	FILE: 777015290	SHEET 1 OF 1